



All India Institute of Medical Sciences, Bhubaneswar
At - Sijua (Patrapada), Post - Dumuduma, Bhubaneswar (Odisha) - 751 019

To be uploaded in Website: www.aiimsbhubaneswar.edu.in (Tender)

Reference No: STORE-76/14/2023-STPURSEC

Dated: 20 Apr 2024

Sub: Procurement of Generation Sequencing System along with Biofragment Analyser(Make: Thermo Fisher Scientific) for External Research Project for dept of Microbiology at AIIMS, BBSR on Proprietary basis - Inviting Comments thereon.

The Dept of Microbiology of AIIMS, Bhubaneswar has requested for procurement of **Generation Sequencing System along with Biofragment Analyser(Make: Thermo Fisher Scientific)** from **Thermo Fisher Scientific** through authorized distributor **M/s Bioapps, 181 Bangur Avenue, Block- C, Kolkata- 700055.**

The Notice is being uploaded for general information of prospective manufacturer/Authorized Distributor/Dealers to submit their objection/proposal/comments, if any, on proprietorship of the above items.

In case the product of any manufacturer/Authorized distributor/Dealer conforms to the enclosed specifications, they may submit their proposal for the supply of the same along with the brochures, point by point compliance of the enclosed specifications along with all documentary evidence. One quotation of the product may also be submitted.

The objections/comments/proposal should be sent in sealed cover to the Office of Sr. Procurement Cum Stores Officer, AIIMS, Bhubaneswar (Odisha) – 751019 or through E-mail to aso_debashish@aiimsbhubaneswar.edu.in, so@aiimsbhubaneswar.edu.in, spo@aiimsbhubaneswar.edu.in so as to reach on or before **date: 05 May 2024** failing which it will be presumed that no other firm is interested to offer comments/protest/object and case will be decided on its merits.


The ref. no. – STORE-76/14/2023-STPURSEC dt: 20 Apr 24, due on dated: 05 May 2024 should be superscripted on sealed envelope.

Enclosure:

1. User Proprietary Article Certificate of AIIMS, Bhubaneswar- **Annexure-I**
2. Technical Specification along with uniqueness- **Annexure- II**
3. PAC of M/s. **Thermo Fisher Scientific - Annexure-III**
4. OEM Authorisation Certificate- **Annexure- IV**
5. Budgetary Quotation(M/S Bioapps) - **Annexure-V**

Copy to:

- | | | |
|--|---|------------------------------|
| 1. PI, External Research Project(Microbiology) | : | for information please |
| 2. Accounts Officer | : | for information please |
| 3. IT Cell | : | for hoisting in the website. |


Sr. Procurement-cum-Stores Officer(I/C)

51

Annexure - I

AIIMS, BHUBANESWAR

Proprietary Article Certificate
Valid for the Current Financial Year

File No. and Date Reference :			
1	Description of article	Next Generation Sequencing system and Biofragment analyser	
2	Forecast of quantity /annual requirement	Not Applicable	
3	Approximate estimated value for above quantity	1,29,95,340.00	
4	Maker's name and address	Thermo Fisher Scientific. 168 3rd Ave, Waltham, Massachusetts, 02451, United States	
5	Name(s) of authorized dealers/ stockists	Bioapps.	
6	I approve the above purchase on PAC basis and certify that : - Note- Tick to retain only one out of (b), C-1) or (c-2) whichever is applicable and cross out others. Please do confirm (a) by ticking it- without which PAC certificate will be invalid.		
6 (a)	This is the only firm who is manufacturing / stocking this item. AND	YES	
6 (b)	A Similar article is not manufactured / sold by any other firm, which could be used in lieu OR		
6 (c-1)	No other make/brand will be suitable for following tangible reasons (like OEM/Warranty, spares.) : OR	YES , details attached in Annexure I	
6 (c-2)	No other make/brand will be suitable for following intangible reasons (if PAC was also given in the last procurement cycle, please also bring out efforts made since then to locate more sources) :		
7	Reference of concurrence of finance wing to the proposal :	Note-38-39241	
History of PAC Purchase of this item for past three years may be given below :		Not Applicable (First time purchase)	
Name of the Supplier			
Order/ Tender Reference & Date	Quantity Ordered	Basic Rate on Order (Rs.)	Adverse Performance Reported if Any

Signature of the Indenting Officer

Signature of Approving Authority.....

Date..... Designation of Officer

Officiating Executive Director
एम्स, भुवनेश्वर, AIIMS, Bhubaneswar



Dr. Bhagirathi Dwivedi
Co-PI, State Level VRDL
Additional Professor
Dept. of Pediatrics
AIIMS, Bhubaneswar

Next Generation Sequencing System

1. System should be a simple bench top instrument that enables rapid and scalable sequencing experiments and occupy minimal lab footprint.
2. System should be able to perform applications like Microbial genome sequencing, Targeted DNA and RNA sequencing, Amplicon Sequencing, Small RNA Sequencing, 16s Metagenomics, **Shotgun Metagenomics, Metatranscriptomic** etc.
3. System should be able to perform human whole exome, whole transcriptome and mRNA sequencing in a single run.
4. System should have capability to **generate data output of 15 GB** or more high-quality filter data from a single run.
5. The system should be able to generate at **least 80 million reads or more** from single end from single sequencing run and provide flexibility to generate data in full capacity from **various chips for 2 million, 5 million, 20 million, 80 million tags** as per sample throughput requirement.
6. System should support read length of **200bp, 400bp & 600 bp** from single end read sequencing for various applications.
7. System should **include a powerful on-board hardware with at least 10 TB of usable data storage capacity** and must include all necessary software components to deliver signal processing, base calling, read alignment, variant calling, QC report for data, and downstream secondary analysis of data.
8. Access to analysis software to support the analysis of single sample, paired sample, tumor/normal sample, CNV detection and family trio analysis. **16S metagenomics analysis workflow - identification, at the genus or species level, of microbes present in complex polybacterial samples, and uses both the premium curated 16S rRNA reference database and the curated Green genes database. Also provides primer information, classification information, percent ID, and mapping information along with interactive Krona chart, alpha diversity calculations and beta diversity calculations.**
9. **Manufacturer should be able to supply following readymade panels for -SARS CoV-2, Ebola, 16s Metagenomics kit (7 hypervariable regions), gut microbiome (8 hypervariable regions), AMR panel, Pan-bacterial panel, Immune response panel, B cell & T cell characterization. Panels should have Coverage uniformity >95% and on-target reads >90%.**
10. Vendor should have chemistry for **sequencing applications where ultrahigh sensitivity is required, such as detection of low-frequency alleles to find rare microbial species or resistant strains and**

43(f)

- should have an option to design custom gene panels to find variants with a very low limit of detection—down to 0.1% for cell-free DNA/TNA.
11. Manufacturer should have powerful content selection engine with genes classified according to various inherited diseases to assist in panel designing. System should have availability of custom panel designing option with high throughput multiplexing capability for around 5000 amplicons in a single reaction.
 12. Must include fully automated walkaway solution for Library preparation for targeted DNA/RNA sequencing.
 13. System should be able to work with samples with low-input DNA/RNA or degraded samples or FFPE tissue and should be able to prepare libraries from at least 10ng of low-quality DNA or RNA.
 14. Manufacturers should have off the shelf 384 barcodes in kit format for various application to perform multiplexing in a single run.
 15. System should offer the user-friendly sequencing experience, such as, intuitive touch screen user interface, RFID tracking and pre-mixed/pre-filled integrated reagent cartridge for minimal user intervention.
 16. Vendor should have dedicated Laboratory to support the quoted technology for troubleshooting and training.
 17. The manufacturer should have minimum 20 installations of quoted or similar configuration model at various Academic/ hospital/ diagnostic centres within India. The quoted technology should have more than 4000 research publications in peer reviewed journals.
 18. The vendor should also provide at least 5 satisfactory performance reports of quoted model from installed sites in India for the quoted technology.
 19. Company should provide onsite training and support during warranty period.
 20. The system should be CE certified and comply with the requirements of ISO 9001:2015.
 21. Free installation kits should be supplied with the instrument.
 22. A 4-capillary genetic analyzer should be provided as ^{necessary} item along with the NGS platform for preliminary screening of clinical samples that will be taken forward for genome sequencing.
 23. The instrument should have a warranty of 5 years.
 24. The CMC cost for the next five years after the warranty period should be mentioned in the quotation



Annexure I

Essentiality of the equipment and justifications of the model make.

1. Next Generation Sequencing System :

(a) Essentiality of the equipment :-

- (i) For **identification of new variants** of known viruses through genome sequencing.
- (ii) For **identification of novel unknown viruses**.

Both the above parameters are important during any outbreak investigation study for pathogen identification whose diagnostic kits are not developed or commercially available.

- (iii) For **exome** sequencing and **transcriptome** profiling which will be helpful in research purpose for identifying important host proteins that are modulated by the viral proteins during infection inside the host.

The generated information will ultimately help in designing novel antiviral therapies against the specific virus in future.

(b) Proprietary specifications of the (**Thermo Fisher Scientific- Ion Gene Studio S5**) along with justifications.

- (i) The Ion Gene Studio S5 system uses Ion 5 series chips (Ion 510-540 chips) for **sequencing smaller as well as larger genomes** unlike instruments from other manufacturers where separate instrument needs to be purchased for sequencing larger genomes with higher accuracy. The instrument has a quality score of **Q20** (probability of one base error in sequencing a 100 base sequence strand). Moreover, the set up time and complexity (of mixing individual reagents and increasing the risk of human error) is reduced by cartridge/chip based plug and play reagents.



43(d)

- (ii) Few samples (7-8) can be processed by the Ion Gene Studio S5 system at **low cost per run** unlike other competitors where at least 20-24 samples are required to reduce the cost per run.
- (iii) The Ion gene studio system uses **readymade panels for –SARS CoV-2, Ebola, Immune response panel, B cell & T cell characterization**. The immune response alongwith B and T cell panels are required for studying the immune response inside the host (can be cell line or tissue) during infection and the changes which occur following drug treatment to reduce the infection. All the Panels have a coverage uniformity of >95% and on-target reads of >90%.
- (iv) The Ion gene Studio S5 system **includes a powerful on-board hardware with at least 10 TB of usable data storage capacity** and includes all necessary software components to deliver signal processing, base calling, read alignment, variant calling, QC report for data, and **downstream secondary analysis of data**. No trained bioinformatician is required to operate and analyse the data.

2. Biofragment Analyser :

(a) Essentiality of the equipment :-

- (i) For fragmentation of DNA present in the sample and subsequent **library preparation** (through adapter ligation) prior to genome sequencing . This is important without which sequencing of genome cannot be done.

(b) Proprietary specifications of the (Thermo Fisher Scientific- Ion Chef) along with justifications.

- (i) The Ion Chef System provides **automated library preparation, template preparation, and chip loading** for users at any experience level. In **less than 15 minutes** of up-front hands-on time and with the use of pre-packaged library preparation reagent kits, the Ion Chef System provides a convenient walk-away workflow resulting in equalized, pooled libraries ready for templating. The automated workflow supports Ion AmpliSeq one- and two-pool designs.



- (ii) The Ion Chef simplifies the Ion Torrent NGS workflow. The Ion Chef System simplifies the Ion Torrent Next Generation Sequencing (NGS) workflow by integrating several manual and instrument steps into a single process. The Ion Chef System workflow now **incorporates all steps of library preparation (targeted PCR amplification with respective primer panel, partial digestion of primer sequences, adapter/barcode ligation, purification, library equalization and pooling), as well as all steps of template preparation and chip loading.** The simple, automated workflow provides easy access for users of any experience level. Moreover, automation **reduces the human error** during sample handling and processing significantly.

[The screenshots of peer reviewed publications supporting the utility of the above models have been attached with the file].

	ONT (GridION)	Pachio (Sequel IIe)
Specifications		
Read length	upto 4Mb readlength, variable	10-15Kb
Library Preparation automation	Limited	manual for the SPK 3.0
Host-Pathogen Interaction	Limited options for atrgeted panels and exome	
Microbial solutions	more focus on long-read based microbial WGS for de novo assembly, whole 16s seq. But limited solution for targetted panel based solutions with like AMR, gut microbial profiling which are of higher clinical research utility and tgeted seq muktiplexing possibility is also limited	options for full length viral sequencing, 16s rRNA is available upto 20Kb length. However panel based short read options targeting multiplexing large number of taerget regions in single pool (solutions relevant relevant for Antimicrobial research, host pathogen regions) is limited. Hybridization based third party options available only for HLA and pharmacogenomics.
Small Panles, Large Panles	Off-the shelf panel solutions are not available.	

Oxford Nanopore GridION is a mid-throughput platform with 50Gb-250Gb throughput. The readlength is variable depending on the length of the input DNA strand but can go upto 4Mb (Ultra high readlength). The platform is more suited for long-read length applications like whole 16s metagenomic sequencing and de novo assembly but with less multiplexing availability per flow cell, economization possibility is limited. The accuracy of stanadrad 400bp sequencing is 99% with only high accuracy, high yield sequencing kit (due in 2023, not yet established on bench). Service and support is very limited for the platform with primarily remote support being provided to all platforms except the highest throughput platform.

Annexure I

COMPARISON OF NGS PLATFORMS OF THERMO SCIENTIFIC WITH ILLUMINA.

ONT (GridION) & Pacbio (Sequel IIe)

Parameters	Thermo scientific	illumina
Read length	100, 200, 400, 600 bp for faster turn around time.	Max 2x150 bp
Small panels - Targeted DNA/RNA, Small RNA, Microbial seq, 16s metagenomics etc. Large panels - 0.1% rare frequency/cell free, shotgun metagenomics, Microbial transcriptome and metatranscriptomics	Yes (510, 520,530 and 540 chips) to sequence bigger as well as smaller genome as per our need with accuracy score of (Q20 i.e probability of one base error in 100 bases sequenced).	Yes, but separate instrument models needs to be purchased as per requirement.
Microbial solutions	Yes - AMR, Panbacterial, 16s with 7 variable regions and Human microbiome with 8 variable regions, SARS Cov2, MTB drug resistance etc.	16S metagenomics - multiple variable region kits not available
Host- pathogen interaction	Yes - Exome, Transcriptome, Immune response panel, BCR/TCR characterization etc.	Not possible
Lib Prep automation	Ion Chef allows automation of lib prep for targeted RNA and DNA seq (prevents contamination due to human handling)	No
Cost per run	Yes, fewer samples(7-8) can be processed at low cost per run	No, atleast 20-24 samples required at a time to reduce the cost per run.

B2

8

2



Thermo Fisher Scientific
Clinical Sequencing Division
200 Oyster Point Blvd
South San Francisco, CA 94080
www.thermofisher.com

August 26, 2021

Proprietary Certificate

Dear Valued Customer,

We hereby confirm that Life Technologies Corporation, a part of Thermo Fisher Scientific Inc. is the sole source provider of the Ion Torrent™ Ion GeneStudio™ S5 System (A38194), Ion GeneStudio™ S5 Plus System (A38195) and Ion GeneStudio™ S5 Prime System (A38196).

The Ion GeneStudio™ S5 Systems are semiconductor-based next-generation sequencing (NGS) systems that enable simple targeted sequencing workflows and leverage our Ion S5™ Series Chips, pioneered by Thermo Fisher Scientific, to provide incredible speed, flexibility, and scalability to facilitate wide-range experiments on a single platform.

The speed and efficiency of sequencing is enabled by the ability to detect hydrogen ions that are released during the polymerization of DNA. The release of hydrogens creates a pH difference. This difference is then sensed by the sensors embedded into the chip. As a result, semiconductor sequencing does not require optics in order to perform DNA sequencing. Thermo Fisher Scientific is the only manufacturer of the Ion 510™, 520™, 530™, 540™, and 550™ chips. The combination of the Ion GeneStudio™ S5 Systems, Ion S5™ Series Chips, and Ion Ampliseq™ Chemistry makes us the only company that can provide a complete DNA sequencing workflow using Ion Torrent™ semiconductor sequencing technology.

From genes to exomes, the Ion GeneStudio™ S5 Plus System is designed to enable flexibility to help labs manage small and large projects across multiple applications.

For core and service labs requiring maximum throughput and rapid turnaround time from a benchtop NGS system, the Ion GeneStudio™ S5 Prime System enables amazing breadth and depth, from large panels or exomes to clinical oncology research focused on low allele frequency applications.

The Ion GeneStudio™ S5 Systems are protected by one or more patents, including U.S. Pat. No. 9,375,716 B2 with additional patent applications pending.

No next-generation sequencer (NGS), other than the Ion GeneStudio™ S5 Systems offer all the unique features mentioned above.

If you have any questions concerning any Ion Torrent™ products, please contact your local Thermo Fisher Scientific Representative.

Sincerely,

Joseph Boland

Product Management
Clinical Sequencing Division

JB

M



Declaration Of Conformity

Ion GeneStudio S5 Sequencer
Ion GeneStudio S5 Plus Sequencer
Ion GeneStudio S5 Prime Sequencer

Issued: 08 January 2020

We declare that, to the best of our knowledge, the products specified above are in conformity with the applicable provisions of the Directives and Standards listed below, and are entitled to bear the CE Mark.

DIRECTIVES	Low Voltage Directive 2014/35/EU	EMC Directive 2014/30/EU	RoHS Directive 2011/65/EU
SUPPORTING STANDARDS	EN 61010-1:2010, EN 61010-2-010:2014	EN 61326-1:2013	EN 50581:2012

DIRECTIVES	RE Directive 2014/53/EU
SUPPORTING STANDARDS	EN 302 291-1 V1.1.1 (2005-07), EN 302 291-2 V1.1.1 (2005-07), EN 300 330-1 V1.7.1 (2010-02), EN 300 330-2 V1.5.1 (2010-02)

MANUFACTURER **Life Technologies Holdings Pte Ltd.**
Blk 33, #07-06 Marsiling Industrial
Estate Road 3, Singapore 739256
Singapore

EU AUTHORIZED REPRESENTATIVE **Life Technologies Europe B.V.**
Kwartsweg 2, 2665 NN Bleiswijk
The Netherlands

Mauricio Benitez
Compliance Engineer
Global Compliance Engineering

Thermo Fisher
SCIENTIFIC
The world leader in serving science

Invitrogen BioServices India Pvt. Ltd
Omega Tower, Bengal Intelligent Park
5th Floor, Plot Nos. A2, M2 & N2
Block - EP & GP, Sector - V,
Salt Lake City, Kolkata - 700 091
T+91 33 66087300
F+91 33 66087318

Ref: IVGN-K/AUTH-BIOAPPS/2020/0352

Date: 11-09-2020

TO WHOM IT MAY CONCERN



We Applied Biosystems/Invitrogen/Thermo Fisher scientific having production facilities at Thermo Fisher Scientific, 168 Third Avenue, Waltham, MA USA 02451 do hereby authorize M/S. BIOAPPS, 181, Bangur Avenue, Block – C, Kolkata – 700055, West Bengal, INDIA to submit offer for the Products manufactured by us, in your institute.

We also confirm that M/S. BIOAPPS is our authorized service provider and can hence provide maintenance and upgrade support for our products.

We also confirm that the material will be delivered as mentioned from the date of placement of confirmed order.

Signed:

For Thermo Fisher Scientific Pvt. Ltd

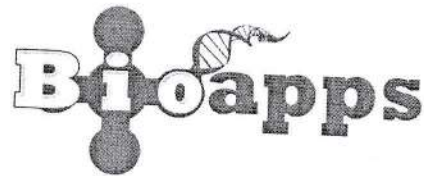
for  

Duly authorized to sign the authorization for and on behalf of Thermo Fisher scientific

Dated on 11th day of September 2020







The best way to find yourself is to lose yourself in the service of others.

QUOTATION

No: BIO/170702/23-24
Date:17.07.2023

Validity : 60 Days

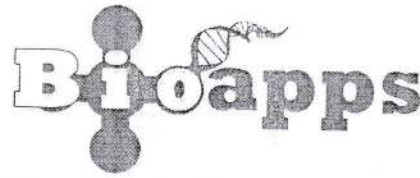
To
The Director
All India Institute of Medical Sciences
Sijua, Patrapada
Bhubaneswar, Odisha - 751019

Name of Item: ION GENESTUDIO S5 SYSTEM Along with ION CHEF

Sl. No.	Catalogue Information	Technical Descriptions	QTY	PRICE IN INR
1.	Model: ION GENESTUDIO S5 Part No.:A38194	<p>Ion GeneStudio™ S5 System</p> <p>The Ion GeneStudio S5 System is a semiconductor-based next-generation sequencing (NGS) system that enables simple targeted sequencing workflows. The Ion GeneStudio S5 System is optimized to provide affordability for labs focused on smaller panels and lower sequencing throughput requirements. With cartridge-based reagents, the system is simple to use and offers scalability and flexibility. It uses Ion 5 Series chips to support a broad range of high-throughput sequencing for clinical research and research applications from microbial genomes and gene panels to exomes and transcriptomes</p> <p>Key features:</p> <ul style="list-style-type: none"> • Select the chip (Ion 510-540 chip) that fits your application and throughput needs to achieve from 2-80 million reads per run • Reduce setup time and complexity with cartridgebased plug-and-play reagents • Complete run and analysis in hours and move forward with your experiments The Ion GeneStudio S5 Series <p>The Ion GeneStudio S5 Series sequencers share the same foundational technology and fluidic architecture across all three instruments: this Ion GeneStudio S5 System, the Ion GeneStudio S5 Plus System, and Ion GeneStudio S5 Prime System. The primary difference across the three instruments is on-sequencer analysis time.</p> <p>Speed : The Ion GeneStudio S5 Series leverages the speed of</p>	1	59,98,555.00

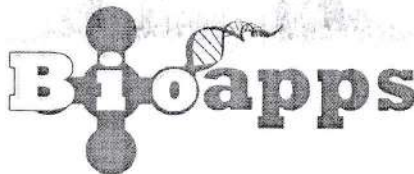
Dr. Baijayantimala Mishra
PI, State Level VRDL
Professor and Head
Dept. of Microbiology
AIIMS, Bhubaneswar

BIOAPPS, 181 Bangur Avenue, Block - C, Kolkata - 700055
E-MAIL- bioapps@hotmail.com, (M) +91 9830532745



The best way to find yourself is to lose yourself in the service of others.

		semiconductor sequencing to enable the production of high quality sequencing data in a few hours and enables you to go from DNA library to data in as little as 24 hours with only 45 minutes of total hands-on time when paired with the Ion Chef System. Simplicity With single-day installation, a straightforward user interface, and cartridge-based reagents, the Ion GeneStudio S5 Series sequencers are easy to use. Combined with Ion AmpliSeq technology for target selection, the Ion Chef System for automated library and template preparation, and Ion Reporter Software for automated variant annotation, targeted sequencing is simpler than ever		
2	A27215	ION GENESTUDIO S5 SYSTEM INSTALL KIT EACH	1	Included
3	A30729	ION S5 CONTROLS KIT PLUS EA	1	Included
3	4484177	ION CHEF SYSTEM EACH The Ion Chef System is the next generation of workflow simplification products for the Ion GeneStudio S5 Systems. The Ion Chef System provides automated library preparation, template preparation, and chip loading for users at any experience level. In less than 15 minutes of up-front hands-on time and with the use of pre-packaged library preparation reagent kits, the Ion Chef System provides a convenient walk-away workflow resulting in equalized, pooled libraries ready for templating. The automated workflow supports Ion AmpliSeq one- and two-pool designs. Visit www.AmpliSeq.com to design your own custom panels. After library preparation, less than 15 minutes of hands-on time is required to set up the Ion Chef System to perform fully automated template preparation, producing one or two chips ready for sequencing. Automating your sample preparation workflows on the Ion Chef System results in significantly higher productivity. The Ion Chef System: <ul style="list-style-type: none"> • Simplifies the workflow • Minimizes sources of user-introduced variability • Helps save time and labor • Supports sequencing preparation for the Ion GeneStudio S5 Systems The Ion Chef System features: <ul style="list-style-type: none"> • Automated Ion Ampliseq library preparation, template preparation, and chip loading • Cartridge-based reagent system 	1	50,14,445.00



The best way to find yourself is to lose yourself in the service of others.

		<ul style="list-style-type: none"> • Sample and reagent-tracking capability • Intuitive user interface • On-board diagnostics <p>Simplify the Ion Torrent NGS workflow The Ion Chef System simplifies the Ion Torrent nextgeneration sequencing (NGS) workflow by integrating several manual and instrument steps into a single process. The Ion Chef System workflow now incorporates all steps of library preparation (targeted PCR amplification with respective primer panel, partial digestion of primer sequences, adapter/barcode ligation, purification, library equalization and pooling), as well as all steps of template preparation and chip loading. The simple, automated workflow provides easy access for users of any experience level.</p>		
4	4488374	ION CHEF INSTALLATION KIT, EACH	1	Included
Ex Works Value			1,10,13,000.00	
Add: GST @ 18%			19,82,340.00	
Final Discounted For "AIIMS BBSR" price			1,29,95,340.00	
Rounded Off			1,29,95,340.00	
Amount in words: Rupees One crore twenty nine lakhs ninety five thousand three hundred & forty only				

Note I : Warranty - 60 months from the date of Installation or 63 months from the date of delivery whichever is earlier.

CMC Charges after completion of 5 years warranty for above offer (S5 and Ion Chef System only)

6th Year → Rs 697000 + 18% GST = Rs 822400

7th Year → Rs 697000 + 18% GST = Rs 822400

8th Year → Rs 766700 + 18% GST = Rs 904706

9th Year → Rs 820369 + 18% GST = Rs 968035


10th Year → Rs 877795 + 18% GST = Rs 1035798

Note II : If you place us the purchase order as per the above, then we will supply one quantity of 4 Capillary Seqstudio Genetic Analyzer (Cat no A34274) with one year warranty and 4 years AMC along with the above as Included Item. We need a separate letter mentioning the Purchase order number.

Dr. Baijayantimala Mishra
PI, State Level VRDL
Professor and Head
Dept. of Microbiology
AIIMS, Bhubaneswar

114

Annexure-V



The best way to find yourself is to lose yourself in the service of others.

Terms and Condition:

1. Payment Terms: Immediate After Installation in the name of BIOAPPS.
2. Taxes, GST @18%, included along with the offer
3. Order shall be placed in favor:
BIOAPPS
181, Bangur Avenue, Block - C,
Kolkata - 700055
West Bengal, INDIA
4. Bank Details:
Name of the Bank: INDIAN OVERSEAS BANK
456, Dum Dum Park, Branch Code.0621
A/C No. 062102000002156
IFSC CODE for RTGS: IOBA0000621
MICR 700020018
5. PAN Number: AAMFB8169K
6. GST Number: 19AAMFB8169K1ZP
7. Price: Prices quoted are inclusive of taxes & F.O.R. Destination.
8. Prices include Freight, Insurance Charges, and Installation, Training and Warranty Charges.
9. Delivery period: Within 6-8 weeks after receiving the order copy

Thanking you and looking forward to receive your valued order at the earliest
For M/S BIOAPPS



Handwritten signature or initials

Dr. Baijayantimala Mishra
PI, State Level VFD
Professor and Head
Dept. of Microbiology
AIIMS, Bhubaneswar

BIOAPPS, 181 Bangur Avenue, Block - C, Kolkata - 700055
E-MAIL- bioapps@hotmail.com, (M) +91 9830532745

Handwritten signature and checkmark